

Mobile

DTP + Store Launch Package

Beta Release Review

Testing on iPhone 11 w/Chrome

BRP-11942: DTP Onboarding Flow - UX/UI Refinements

April 9, 2021

Jin Yeong Kim

Color Indicators

UX/UI MOCKUP



BETA RELEASE



RECOMMENDATION



UI&UX ISSUES
INCLUDING BEHAVIORS



Store Details

UX/ UI MOCKUP

The mockup shows a form titled "What are your store details?" with a subtext "We use this to create your online store." Below the title is a progress indicator with four steps: "Store Details" (active), "Plans & Services", "Checkout", and "Complete". The form fields are: "First Name" (with "Jane" entered), "Last Name", "Email Address", "Password", "Store Name (You can change this at any time)", "What size is your business?" (dropdown), "Do you have an existing website?" (dropdown), "What will you be selling?" (dropdown), and "What best describes how you currently sell your products?" (dropdown). A "CONTINUE" button is at the bottom.

BETA RELEASE

The beta release version shows the same form but with a "BIGCOMMERCE" logo at the top. The progress indicator is identical. The form fields are: "First Name" (with "Jin" entered), "Last Name", "Email", "Phone Number", "Password", "Store Name (may change this at any time)", "What size is your online business?" (dropdown), "Do you have an existing website?" (dropdown), "What will you be selling?" (dropdown), and "What best describes how you currently sell your products?" (dropdown). A blue "CONTINUE" button is at the bottom.

Use BC logo for mobile view

Using floating labels, placeholder text can adapt its position once a user has activated the field. It helps to reduce the number of forced errors

Plan to test with DTP Click > Choose a Plan > Your Information

Plan to remove four dropdown lists

Disabling CONTINUE CTA until all fields have values

Store Details

BETA RELEASE

2:01
get-started.bigcommerce.com — Private

Jin Yeong Kim

fordesignstory@gmail.com

Phone Number

Must be at least 8 characters

Password

- Use 8 or more characters
- Use upper and lower case letters (e.g. Aa)
- Use a number (eg. 1234)
- Use a symbol (e.g. !@#%)

AutoFill Contact Done

home 415 3361424

1 2 3
4 5 6
7 8 9
+ * # 0

2:01
get-started.bigcommerce.com — Private

1 2 3 4
Store Details Plan & Service Checkout Start Selling!

Enter Store Details

Jin Yeong Kim

fordesignstory@gmail.com

AutoFill Contact Done

home 415 3361424

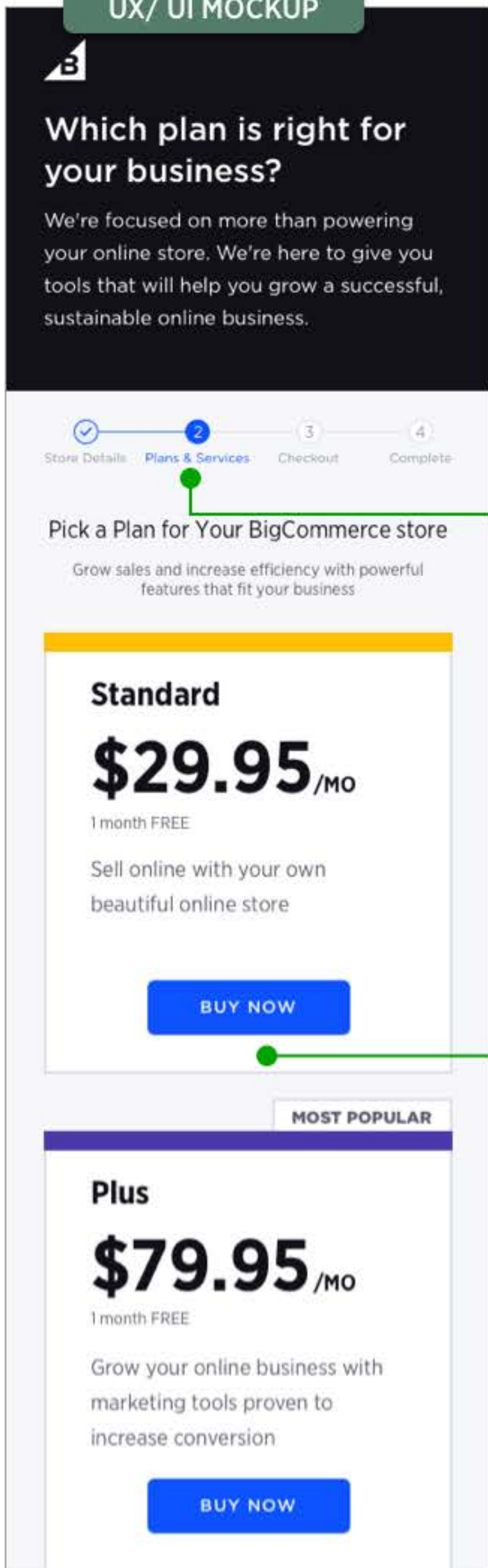
1 2 3
4 5 6
7 8 9
+ * # 0

Text field state:

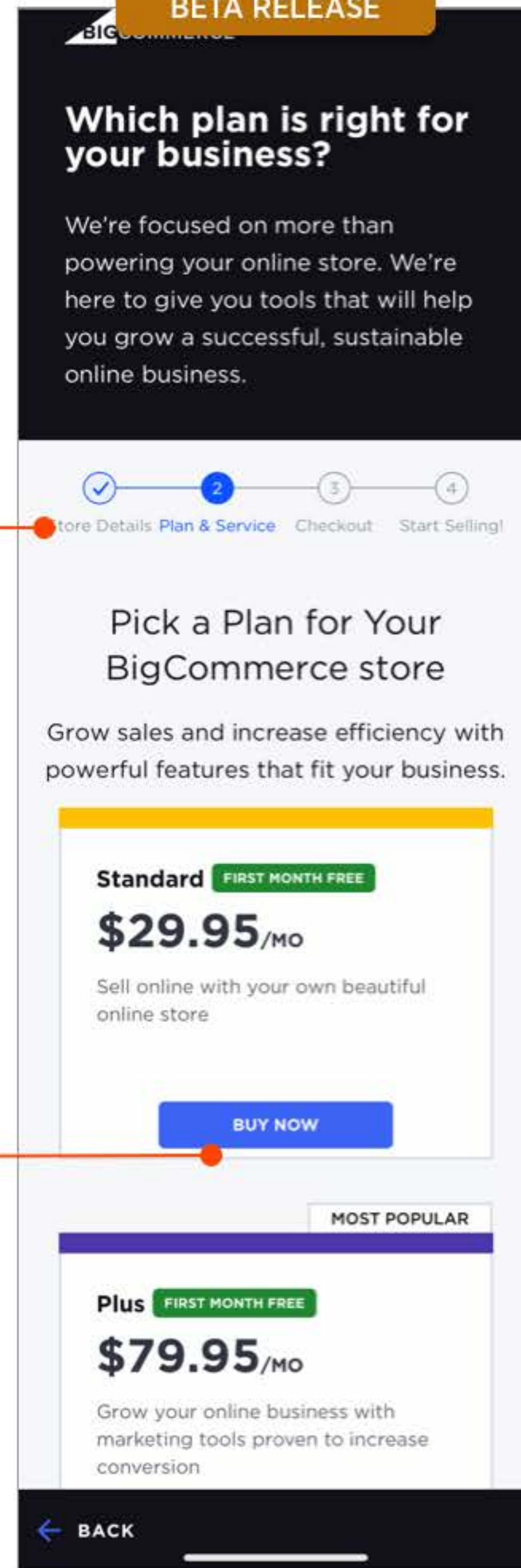
All states should be clearly differentiated from one another. We need to provide visual cues that will communicate the state of the text field.

Define the following states: INACTIVE, HOVER, DISABLED, FOCUSED, and ERROR.

UX/ UI MOCKUP



BETA RELEASE

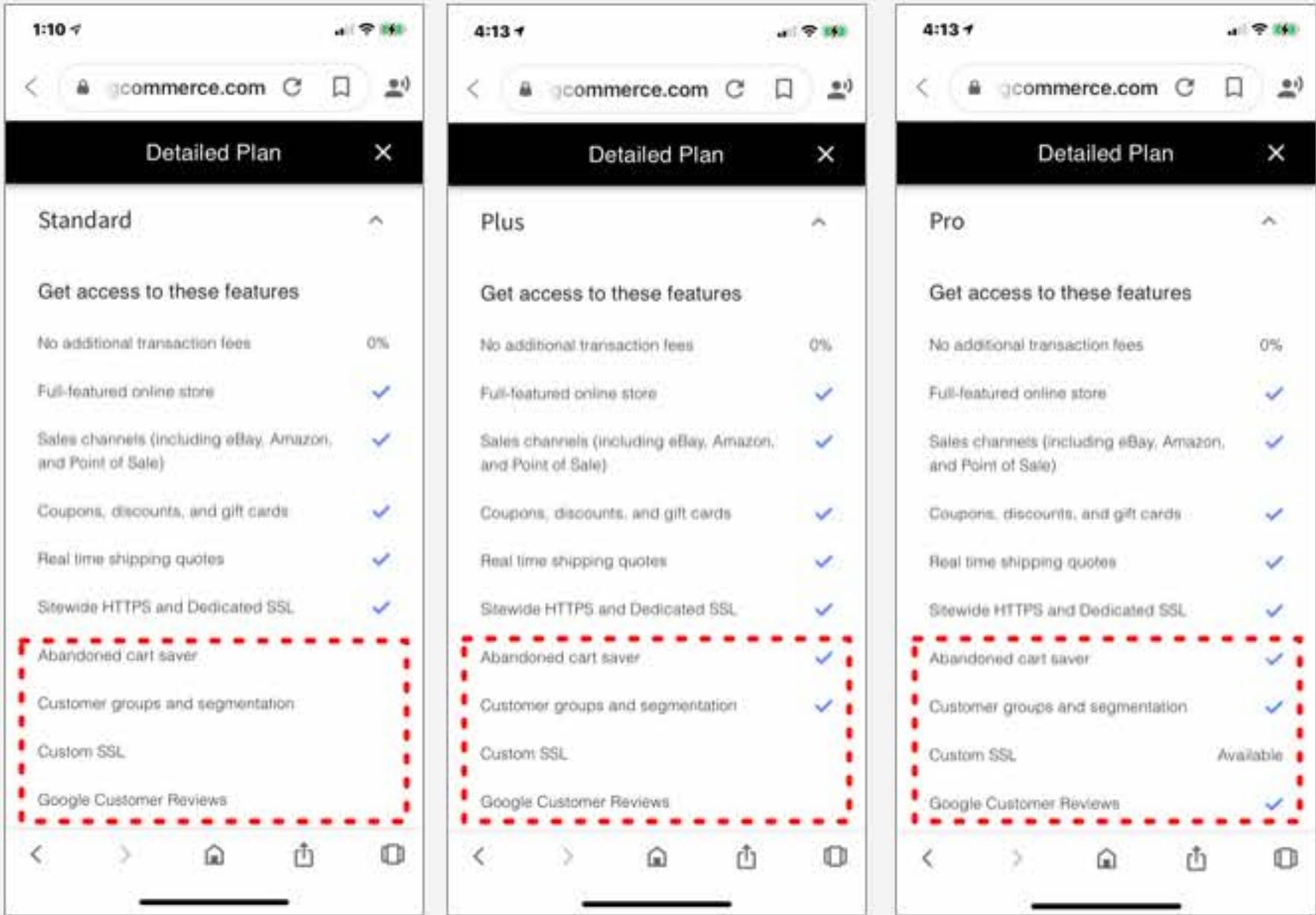


Need improved readability with spacing, color, and font size.

Need spacing

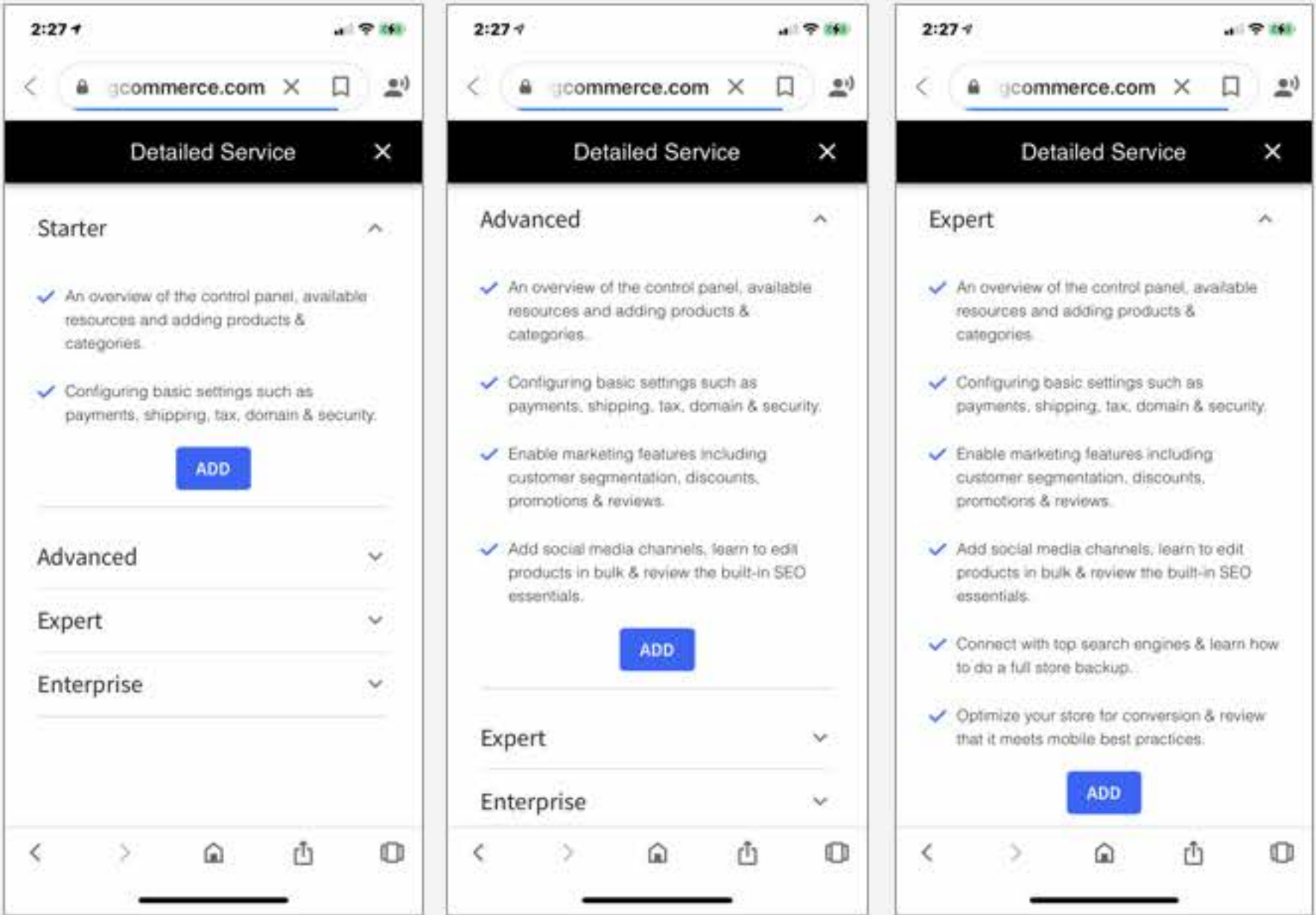
Detailed Plan & Services

BETA RELEASE



DETAILED PLAN

BETA RELEASE



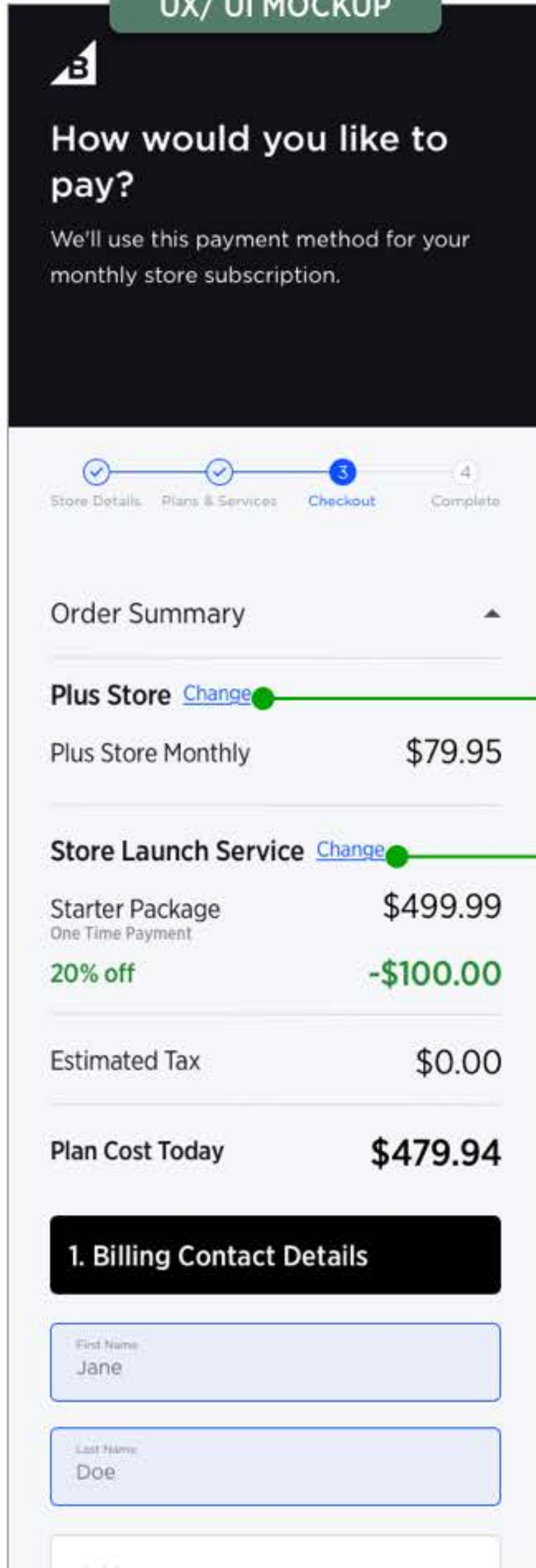
DETAILED LAUNCH SERVICE

The plan description displays all features for each plan and uses the checkmark if it is included with that plan. But the launch service shows supporting features only.

The summary plan and launch service descriptions should have the same pattern.

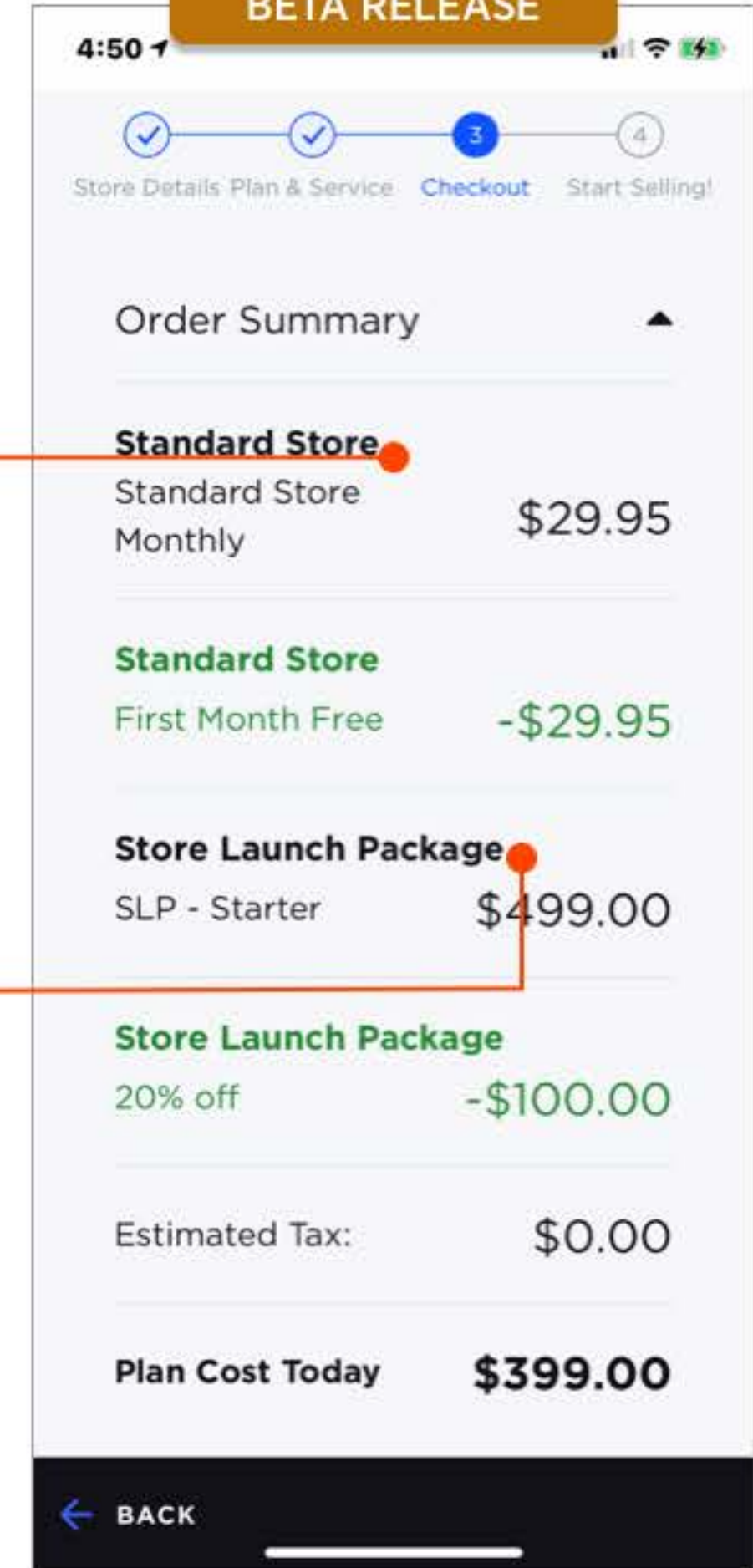
Order Summary

UX/ UI MOCKUP



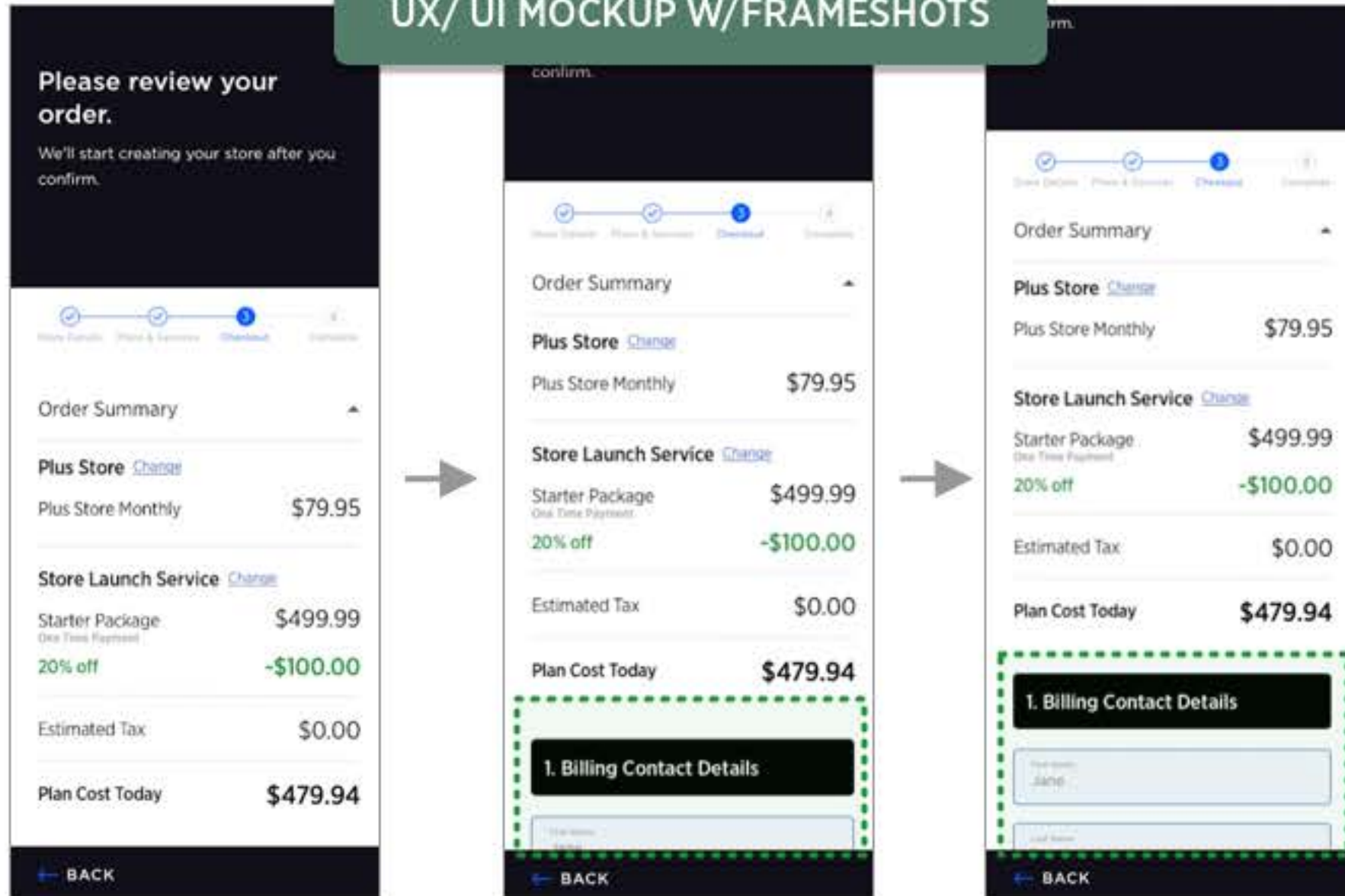
Missing CTA

BETA RELEASE

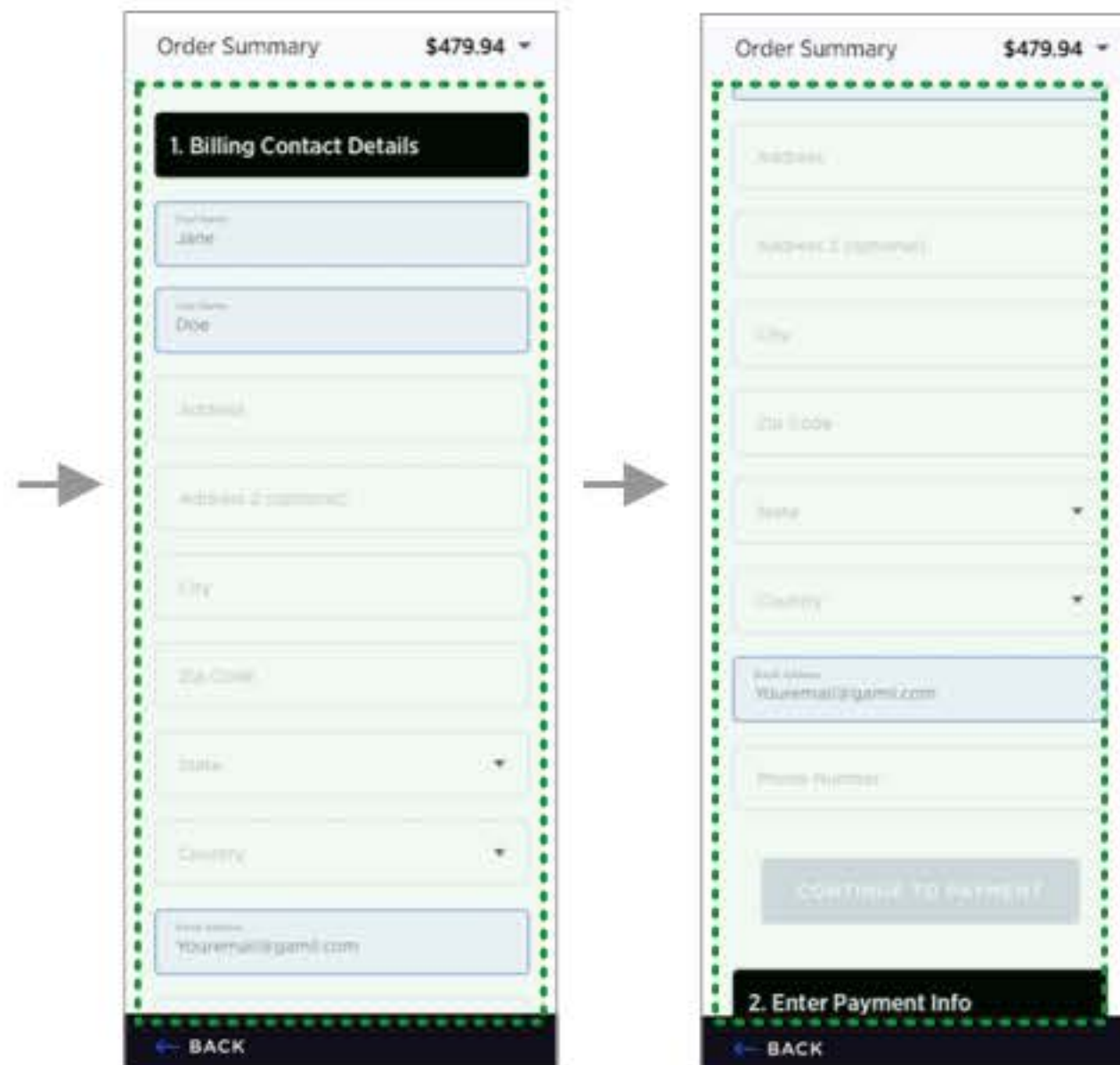
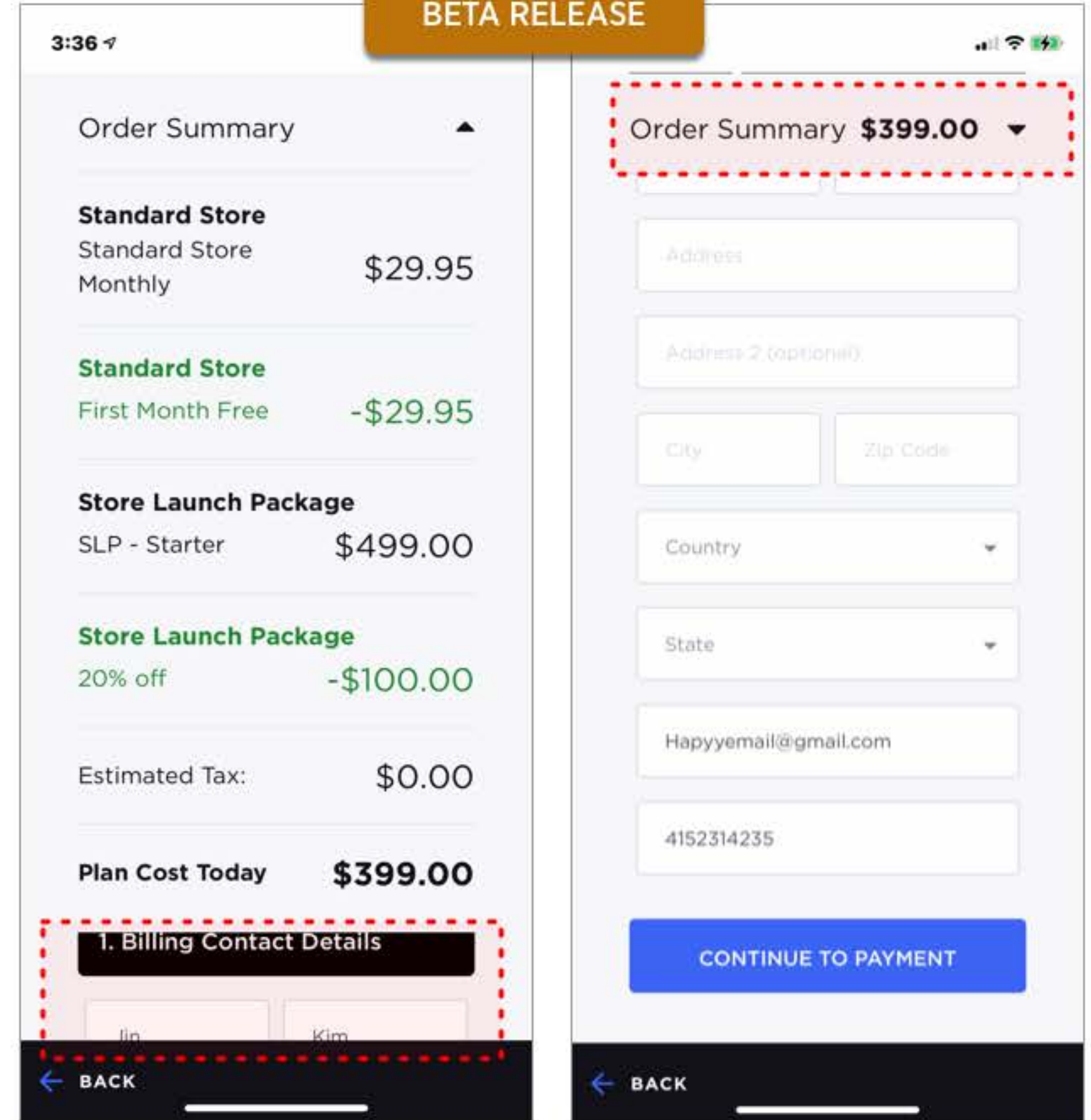


Order Summary

UX/UI MOCKUP W/FRAMESHOTS



BETA RELEASE



When users scroll up the screen, the order summary doesn't collapse. It should be collapsed automatically when it hits the top of the screen.

In a beta build, as you see, the users have to close the order summary, and then they can manage the billing details and the payment info.

Billing Details

UX/ UI MOCKUP

Plan Cost Today **\$479.94**

1. Billing Contact Details

First Name
Jane

Last Name
Doe

Address

Address 2 (optional)

City

Zip Code

State ▼

Country ▼

Email Address
Youremail@gamil.com

Phone Number

CONTINUE TO PAYMENT

2. Enter Payment Info

← BACK

BETA RELEASE

3:39

Order Summary **\$399.00** ▼

Jin Kim

Address

Address 2 (optional)

City Zip Code

Country ▼

State ▼

Hapyyemail@gmail.com

4152314235

CONTINUE TO PAYMENT

← BACK

Address

Required

Address 2 (optional)

City Zip Code

Required Required

United States ▼

Texas ▼

Hapyyemail@gmail.com

4152314235

CONTINUE TO PAYMENT

← BACK

It should be disabled until required text fields have values. If users tap the CTA before filling them out it can bring more error cases.

Billing Details

UX/ UI MOCKUP

3:35

Order Summary **\$399.00** ▼

Jin Kim

Address

Address is required

Address 2 (optional)

City Zip Code

City is required Zip code is required

Country

State

Happyemail@gmail.com

4152314235

CONTINUE TO PAYMENT

← BACK

BETA RELEASE

3:40

Order Summary **\$399.00** ▼

Address

Address 2 (optional)

City Zip Code

Select an item in the list

State

Happyemail@gmail.com

Done

State

Alaska

Alabama

Albuquerque

Country

Afghanistan

Albania

Algeria

Done

In a beta release. when I tap "CONTINUE TO PAYMENT" before completion, it shows a tooltip in react native "State" for the error message.

In this case, it should show error messages which are the address, city, and zip code instead of country and state.


Payment Info

UX/ UI MOCKUP

Order Summary \$511.62 ▼

1. Billing Contact Details Edit

2. Enter Payment Info


.....
YOUR NAME HERE valid thru
.....

Credit Card Number

Address 2 (optional)

Exp Date (MM/YY)

CVV

I have read and agree to the [Terms of Service](#)

REVIEW YOUR ORDER

← BACK

BETA RELEASE

3:24 igcommerce.com

Order Summary \$399.00 ▼

Card Number

Name

Valid Thru /M /Y

I have read and agree to the [Terms of Service and Launch Services Terms](#) (if applicable).

REVIEW YOUR ORDER

← BACK

3:24 igcommerce.com

Order Summary \$399.00 ▼

Card Number

Name

Valid Thru /M /Y

I have read and agree to the [Terms of Service and Launch Services Terms](#) (if applicable).

REVIEW YOUR ORDER

← BACK

When I check the terms of service check box CTA changes to active state. It should be disabled until required text fields have values.

Order Summary

UX/ UI MOCKUP

Store Details Plans & Services Checkout Complete

Order Summary

Plus Store [Change](#)

Plus Store Monthly \$79.95

Store Launch Service [Change](#)

Starter Package \$499.99
One Time Payment

20% off -\$100.00

Estimated Tax \$31.68

Plan Cost Today \$511.62


Payment Details [Change](#)

Billing Contact Details:

Jin Kim
1770 Lombard St
San Francisco, CA 94123
United States
Youremail@gmail.com
415-123-4567

Pay in full with:

Name on Card:
Jin Kim

Credit Card Number:
 Ending in 1111

Expiration:
04/25

BETA RELEASE

3:42

Store Details Plan & Service Checkout Start Selling!

Order Summary

Standard Store

Standard Store Monthly \$29.95

Standard Store

First Month Free -\$29.95

Store Launch Package

SLP - Starter \$499.00

Store Launch Package

20% off -\$100.00

Estimated Tax: \$26.33

Plan Cost Today \$425.33

[BACK](#)

BETA RELEASE

3:44

gcommerce.com

Standard Store Monthly \$29.95

Standard Store

First Month Free -\$29.95

Store Launch Package

SLP - Starter \$499.00

Store Launch Package

20% off -\$100.00

Estimated Tax: \$26.33

Plan Cost Today \$425.33

Payment details [Change](#)

[BACK](#)

Missing "Change" CTA

BETA RELEASE


3:45

gcommerce.com

BIGCOMMERCE

Success!

Your store has been created.



Congratulations on getting started with BigCommerce!

We were unable to create your **Standard store**, so we have created a 15-day trial store for you instead. You can upgrade your trial by logging into your store.

We were unable to sign you up for the **Starter Launch package**. Please [contact sales](#) to complete your purchase.

A confirmation has been sent to **Happyemail@gmail.com**.

[CONFIGURE YOUR STORE](#)

I tested with an unavailable value of credit card number, and then I got this screen. The headline says “ Congratulations...” but the body message is “We were unable....”.

In this case, server-side errors are caught after a request is sent to the server (after the user pressed “place your order” CTA) We still need to provide the clear message.

The best practice is that the form should automatically notify the user of an error if the input doesn't match the requirements before the user gets this screen.

Error Message

UX/ UI MOCKUP



Something went wrong while
creating your
BigCommerce store

Please contact our sales team so we can
finish creating your BigCommerce store.

CALL SALES

1-888-248-9325

Available Mon to Fri from 8am to 6pm CST

EMAIL SALES

For after hours assistance, contact our
support team 24/7 via phone or email.

CONTACT SUPPORT →

You have also signed up for a Starter
Launch package.
Your eCommerce Growth Coach will be
reaching out by email within 3 business
days to set up your first meeting and get
you started.

BETA RELEASE

12:25

AA 🔒 tarted.integration.zone ↻



Something went wrong
while creating your
BigCommerce store

Please contact our sales
team so we can finish
creating your BigCommerce
store.

CALL SALES

1-888-248-9325

Available Mon to Fri from 8am to 6pm CST

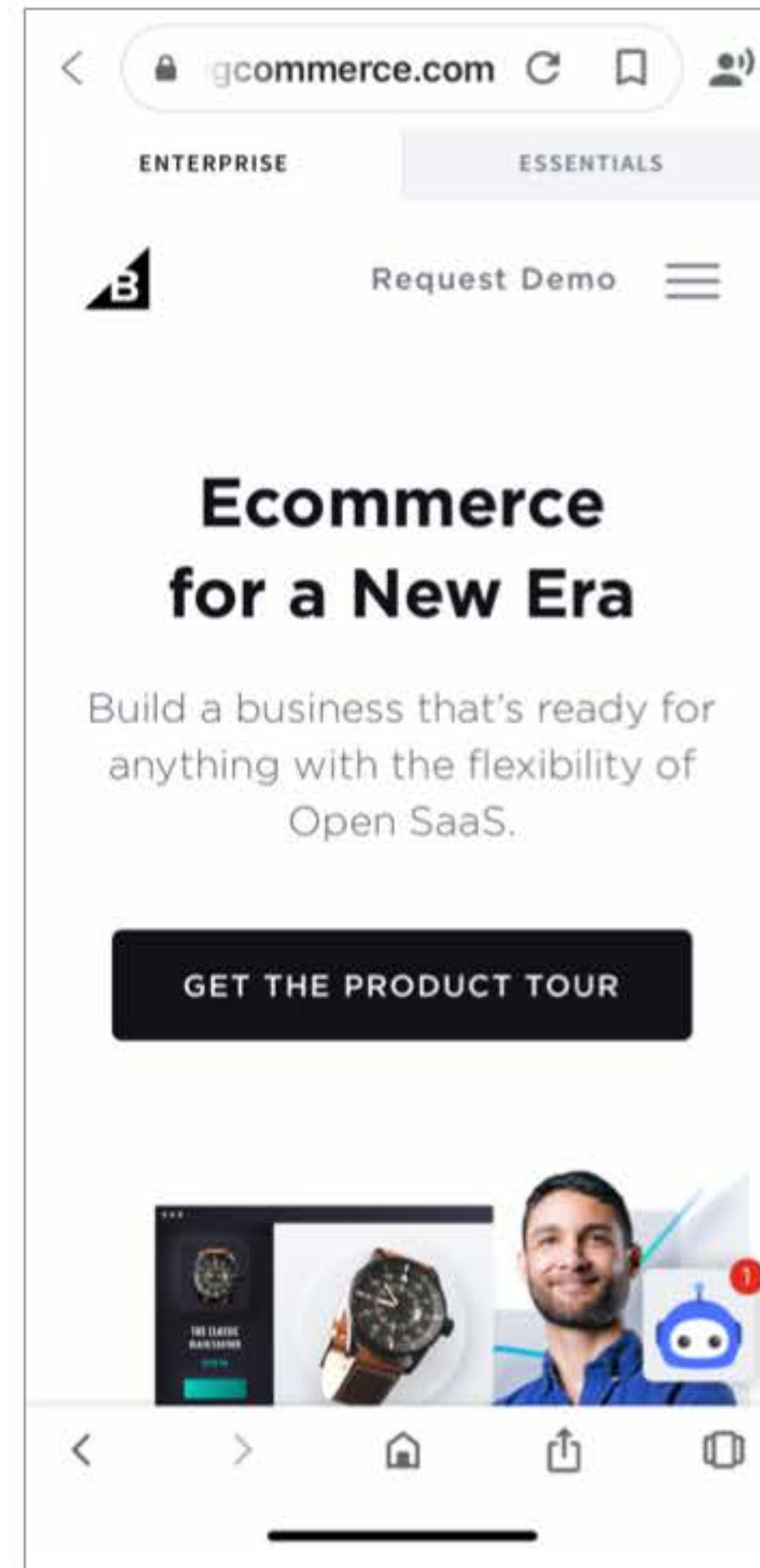
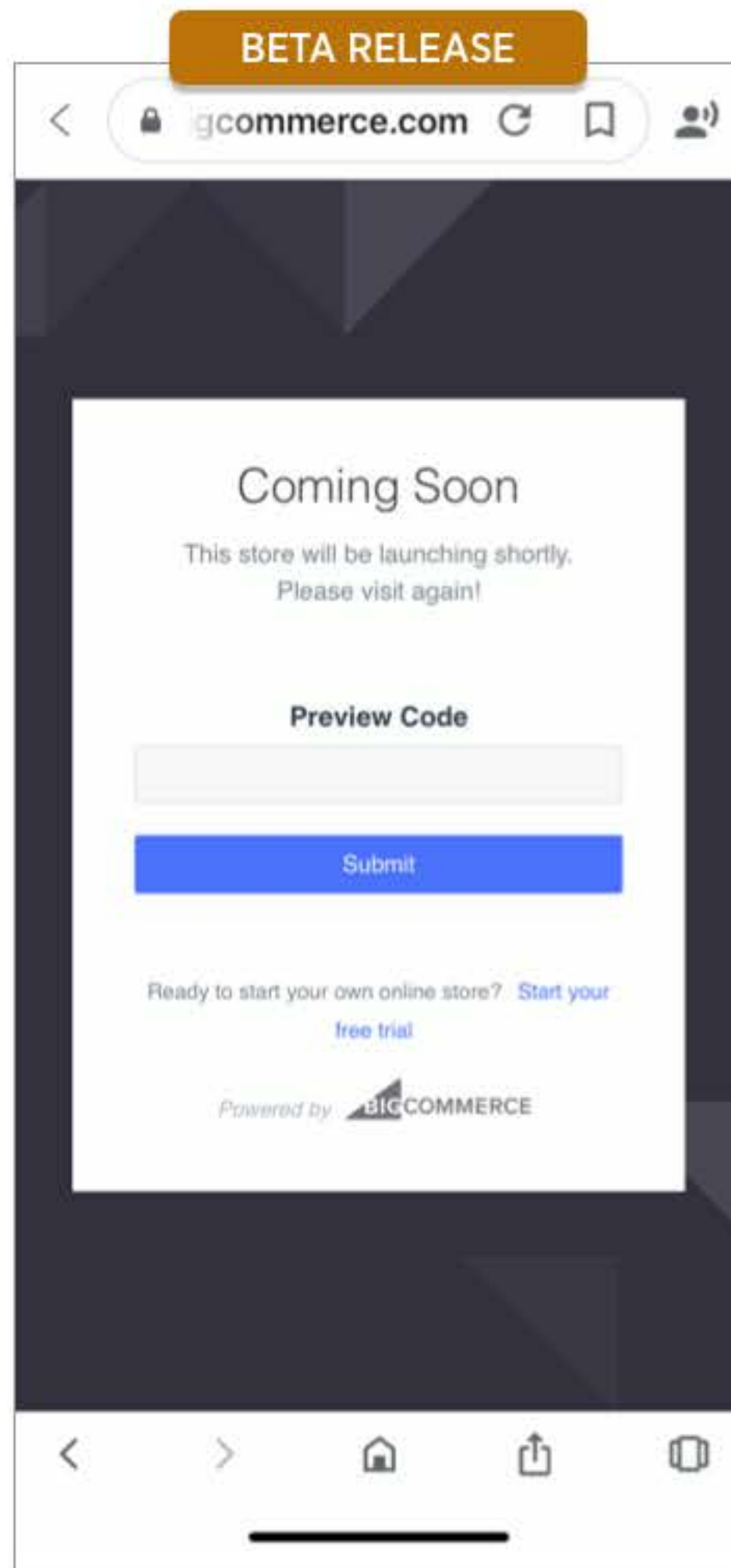
EMAIL SALES

For after hours assistance, contact our support
team 24/7 via phone or email.



Overall, we need to adjust
the font size, spacing and
the icon size.

Coming Soon



If I misunderstood, please correct me... I'm not clear on the "Preview Code" and when I tap "Start Your Free Trial," it drives to the home page.

If the user already created the store, we may consider changing CTA to direct to another page.